












This product was designed to work directly on most F&U TV models without any programming procedure.  
In case it does not operate your TV, please follow the instructions below:












### Manual search

**MANUAL**

1. Turn on your TV by using the switch on the device and point the remote control at it.
  2. Simultaneously press the  and  keys and release them. The LED turns on steadily.
  3. Press the  key once. Every time you press the  key the remote control tries to turn off your TV by trying different codes.
- When your TV turns off, try turning it back on with the  key and make sure all functions work correctly by pressing more keys on the remote control, except for keys ,  and . If the remote control works correctly press the  button, otherwise continue the manual search by pressing the  key.
- Note:** Press  key to go back to previous code.

**AUTOMATIC**

### Auto search

1. Turn on your TV by using the switch on the device and point the remote control at it.
  2. Simultaneously press the  and  keys and release them. The LED turns on steadily.
  3. Press the  key once. The remote control is now in auto search mode and tries to turn off your TV by using a different code every 4 seconds (the LED will blink once every 4 seconds). When your TV turns off, press any key on the remote control. The LED will blink once and will turn on steadily. The auto search is now paused.
  4. Press the  key to make sure that your TV turns on. If your TV turns on, verify that the rest of the functions work correctly by trying other keys except for ,  and . If the functions of the TV are working correctly, then press the  key to store and lock the code.
- If the TV does not turn on when you press the  key, then press the  key and try to turn the TV on again.
- If the TV still doesn't turn on, then press the  key to resume the auto search.

In compliance with the Legislative Decree adopting the directives 2002/95/CE, the G.B.S. Elettronica being a supplier of the product, issues the following information:

It is mandatory not to dispose of this electronic device as if they were urban waste, but to carry out a separate collection of them.

This information is supplied in order to prevent potential effects on the environment and human health due to the presence of dangerous substances in electronic equipments or due to an improper use of the same; therefore, every device sold is subject to this information and will be marked by the following symbol.

Σύμφωνα με την Ευρωπαϊκή οδηγία 2002/95/ΕΚ, η G.B.S. Elettronica που είναι ο προμηθευτής του προϊόντος, εκδίδει τις ακόλουθες πληροφορίες: Είναι υποχρεωτικό η απόρριψη της ηλεκτρονικής αυτής συσκευής να μην γίνει σαν να ήταν οικιακό απόβλητο, παραδίδεται το προϊόν σε ειδικό σημείο αποκομιδής για ανακύκλωση ηλεκτρικού και ηλεκτρονικού εξοπλισμού.

Οι πληροφορίες αυτές παρέχονται προκειμένου να αποφευχθούν πιθανές επιπτώσεις στα περιβάλλοντα και στην ανθρώπινη υγεία λόγω της παρουσίας επικινδυνών ουσιών στην ηλεκτρονική αυτή συσκευή ή λόγω ανεξέλεγκτης χρήσης της. Επομένως, κάθε συσκευή που πωλείται υπόκειται στις πληροφορίες αυτές και φέρει το ακόλουθο σύμβολο.



### Warranty

This remote control is covered by a 24 months guarantee from the date of purchase against any manufacturing defects. Any damage caused by other reasons is not covered. A purchase document must be presented together with the request for repair under guarantee. The customer is responsible for all shipping costs.

### Εγγύηση

Αυτό το τηλεχειριστήριο καλύπτεται από εγγύηση 24 μηνών από την ημερομηνία αγοράς για προϊόντα που οφείλουν αποκλειστικά σφάλμα κατασκευής. Οποιαδήποτε ζημία που προκύπτει από άλλους λόγους δεν καλύπτεται. Η απόδειξη/πωλητήριο αγοράς πρέπει να παρουσιάζεται μαζί με το αίτημα για την απασκία κατά την εγγύηση. Ο πελάτης είναι υπεύθυνος για όλα τα έξοδα αποστολής.

Kon.Ei.Co. S.p.A.  
Piazza Don Mapelli, 75 - 20098  
Sesto San Giovanni Milano - ITALY  
Help Line: +39.02.7236734